



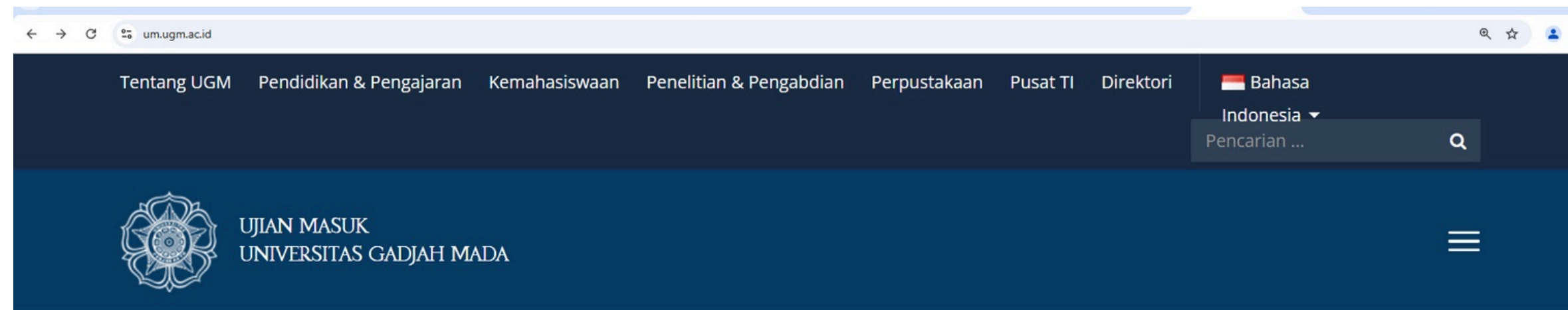
# PANDUAN PENDAFTARAN UJIAN MASUK UGM BAGI CALON MAHASISWA TIMOR LESTE

*Master's Degree Program [Scholarship]*

UNIVERSITAS GADJAHMADA



Pendaftaran dapat dilakukan melalui <https://um.ugm.ac.id/>  
Pilih **'Beasiswa Khusus Timor Leste'** di pojok kanan web baris kedua.



Calon Mahasiswa Baru UGM harap tidak mempercayai berbagai pihak (termasuk...)



BUAT AKUN PMB/CREATE ACCOUNT

BEASISWA KHUSUS TIMOR LESTE

PANDUAN PENDAFTARAN UM UGM

PANDUAN AKTIVASI EMAIL

VIDEO TUTORIAL BUAT AKUN PMB

VIDEO PANDUAN AKTIVASI

Klik pilihan "Beasiswa Khusus Timor Leste"

[EN] We use cookies to help our viewer get the best experience on our website. -- [ID] Kami menggunakan cookie untuk membantu pengunjung kami mendapatkan pengalaman terbaik di situs web kami.

Activate Windows  
Go to Settings to activate Windows.  
I Agree / Saya Setuju



Klik pilihan “**Apply Here**” yang terletak di bawah poster untuk memulai proses pendaftaran.

um.ugm.ac.id

Tentang UGM Pendidikan & Pengajaran Kemahasiswaan Penelitian & Pengabdian Perpustakaan Pusat TI Direktori Bahasa Indonesia

UJIAN MASUK  
UNIVERSITAS GADJAH MADA

SARJANA & SARJANA TERAPAN

INTERNATIONAL STUDENT

BUAT AKUN PMB/CREATE ACCOUNT

BEASISWA KHUSUS TIMOR LESTE

PANDUAN PENDAFTARAN UM UGM

PANDUAN AKTIVASI EMAIL

VIDEO TUTORIAL BUAT AKUN PMB

VIDEO PANDUAN AKTIVASI Email @mail.ugm.ac.id

POSKO PENGADUAN ITJEN KEMENDIKBUD

Hotline WhatsApp 0811-294-1949

**Admisi UGM di Timor Leste**

Universitas Gajah Mada akan menyelenggarakan Ujian Masuk UGM, pada **19-20 Maret 2025**

Tersedia beasiswa untuk Program Sarjana/Sarjana Terapan, Megister, dan Doktor

Jangan lewatkan kesempatan ini. Untuk mendaftar, siapkan:

1. Transkrip Nilai Pendidikan Terakhir;
2. Ijazah Pendidikan Terakhir;
3. Curriculum Vitae (CV);
4. Kartu Identitas Timor Leste/Paspor;
5. Pasfoto;
6. Surat Rekomendasi

Daftarkan dirimu melalui:  
[admission.ugm.ac.id/registration](https://admission.ugm.ac.id/registration)  
(Paling lambat 25 Februari 2025)

@admisugm facebook.com/ujianmasuk um.ugm.ac.id umugm@ugm.ac.id

**Apply Here**

**PERHATIAN**  
Waspada! terhadap segala bentuk tindak penipuan yang merugikan Panitia Ujian Masuk UGM!

Klik “**Apply Here**”



# Pembuatan Akun

1 Klik pilihan **“Sign Up”** untuk membuat akun.

UGM  
Student Admission System  
Universitas Gadjah Mada

For the first user, please sign up here using your personal email address.

Sign Up

Log into your account

Email

Password

captcha 4468

Forgot your password?

SIGN IN

Copyright © Universitas Gadjah Mada 2024  
UGM Framework 3.2

Klik **“Sign Up”** untuk membuat akun

LOCALLY ROOTED,  
GLOBALLY RESPECTED

2 Isi formulir pendaftaran (pastikan Anda mengisi data dengan benar), lalu klik **‘Register’**.

Admission  
Student Admission System  
Universitas Gadjah Mada  
Login

Application Form

Full Name\* Full Name

Nationality\* -- Select Nationality --

Email\* Email @gmail.com

Fill in on email address without a domain (example: @gmail.com). Make sure the email address is active until the selection process is complete.

Phone Number\* Phone Number

Register

Copyright © Universitas Gadjah Mada 2024  
UGM Framework 3.2

**Tulis tanpa domain email!**

Contoh:

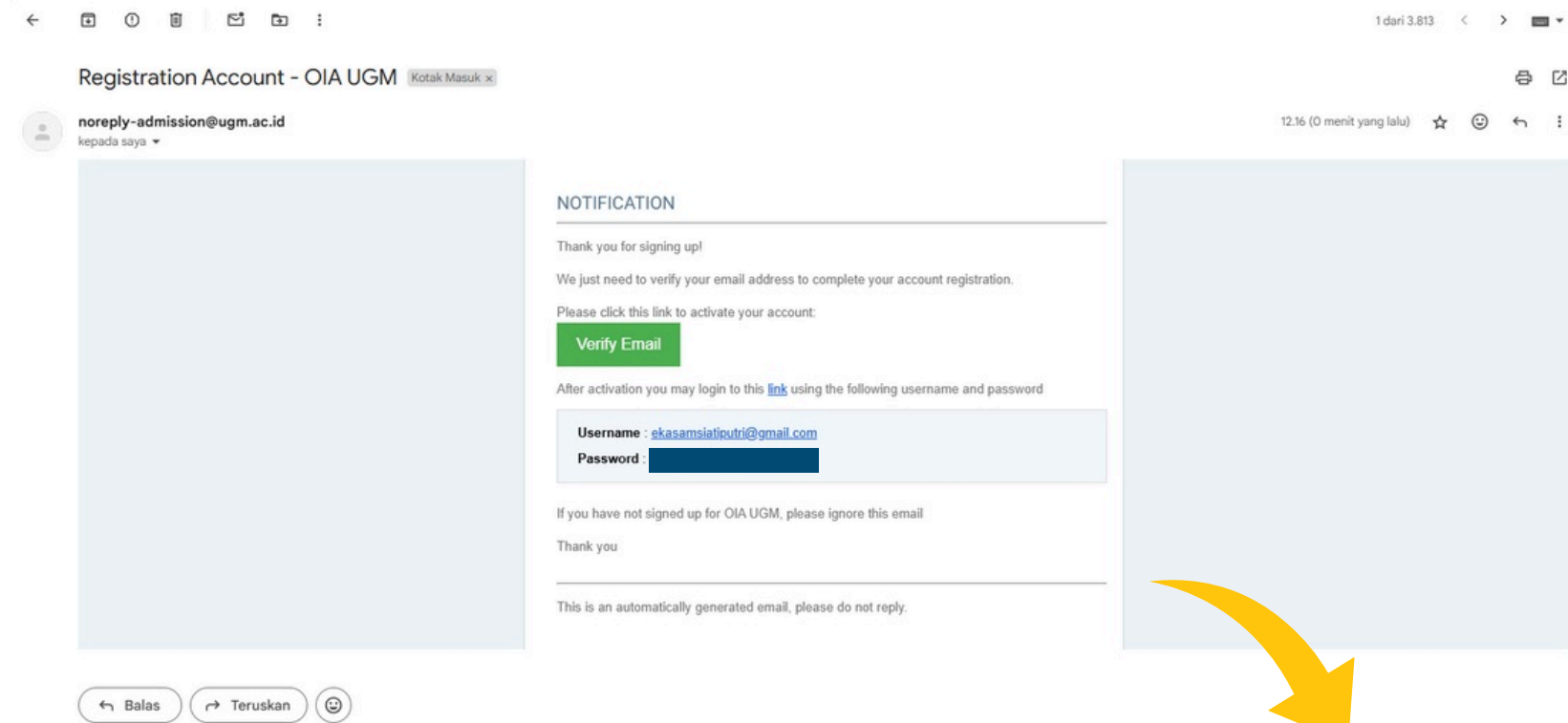
✗ budirudiyudi21@gmail.com

✓ budirudiyudi21



# Pembuatan Akun

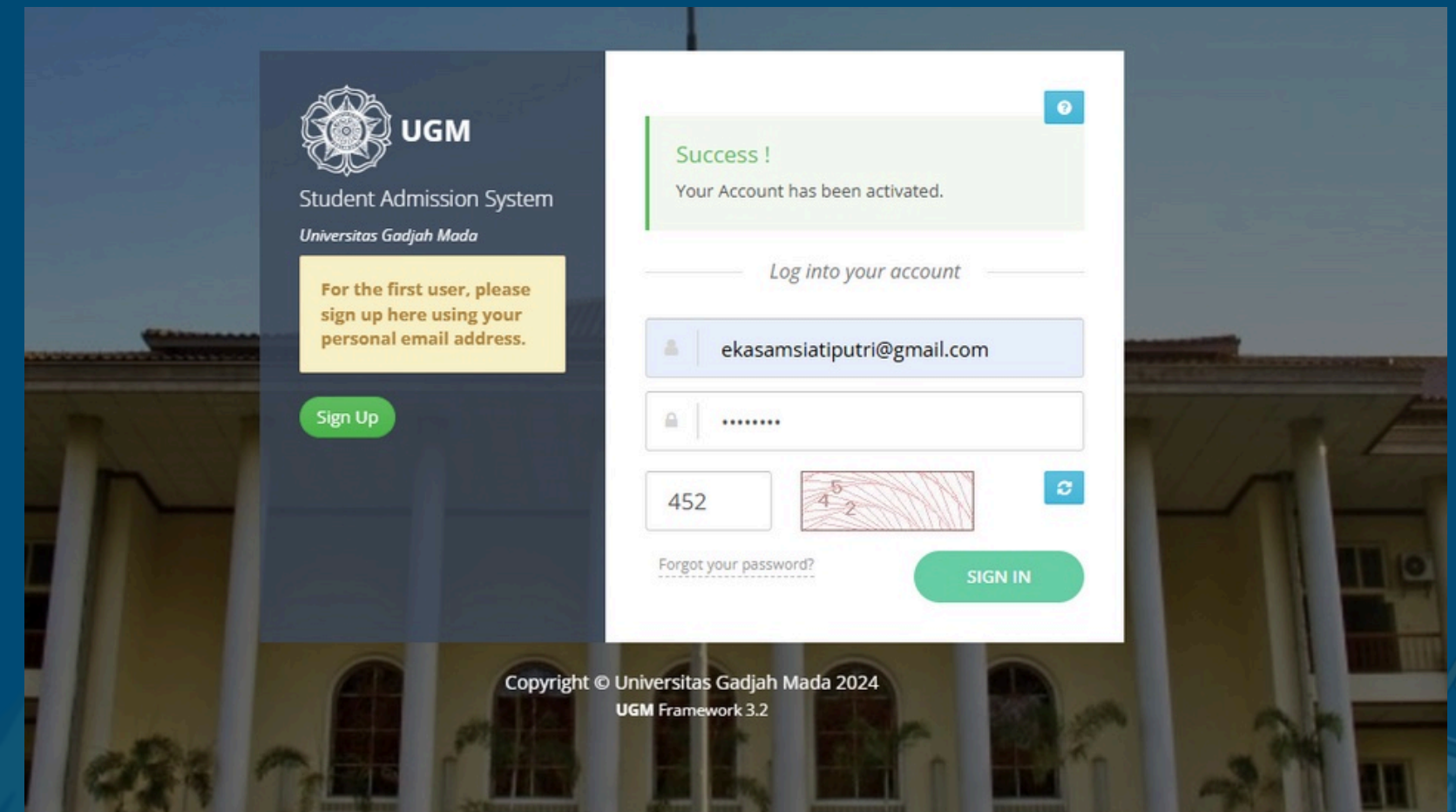
**3** Anda akan **menerima** notifikasi dan informasi tentang **username & password** di email Anda.



**Cek email**

**4** **Verifikasi** pendaftaran untuk mengaktifkan akun dengan mengklik **'Verify Email'**.

**5** Kembali ke laman **admission.ugm.ac.id/registration** dan lakukan **'sign in'** menggunakan *username and password* yang telah didapatkan, kemudian isi **captcha** dengan benar.





6

Pada tampilan *dashboard*, pilih menu **Master** di bagian **Degree Programs**

The screenshot shows a web application interface for admission management. The main content area is divided into two columns. The left column contains an 'Enrollment History' section with a table of registration records. The right column contains two menu sections: 'Degree Programs' and 'Non-Degree Programs'. In the 'Degree Programs' section, the 'Master' option is highlighted with a red rectangular border. A yellow arrow points from this 'Master' option to a dark blue callout box containing the text 'Pilih "Master"'. The 'Non-Degree Programs' section lists various options like Summer Courses, Language Course, Student Exchange, Internship, Student Community Services, Short Course, and Matriculation. The browser address bar shows 'admission.ugm.ac.id/registration/enrollment/enrollment/view\_program'.

No	Registration Code	Program/Program Study	Updated Time	Timeline	Status
1	202513602819	Master's Degree Program Odd Semester 2025/2026 for Timor Leste and Myanmar [scholarship]	Thursday, 13 February 2025, 11:03	Input Data, Major Preferences, Document Upload, Data Lock, Decision, Letter of Acceptance	Draft
2	2025136028191	Master's Degree Program Odd Semester 2025/2026 for Timor Leste and Myanmar [scholarship]	Thursday, 13 February 2025, 11:02	Input Data, Major Preferences, Document Upload, Data Lock, Decision, Letter of Acceptance	Draft
3	2025136028191	Master's Degree Program Odd Semester 2025/2026 for Timor Leste and Myanmar [scholarship]	Wednesday, 12 February 2025, 14:51	Input Data, Major Preferences, Document Upload, Data Lock, Decision, Letter of Acceptance	Draft
4	2025135928191	Bachelor's Degree Odd Semester 2025/2026 for Timor Leste and Myanmar	Wednesday, 12 February 2025, 14:51	Input Data, Major Preferences, Document Upload	Draft

Pilih "Master"

7

Di sub menu **Master**, klik **Apply** pada bagian **Master's Degree Program Odd Semester 2025/2026 for Timor Leste and Myanmar [scholarship]**

The screenshot shows a web interface titled "Degree Programs". It features a list of program categories: "Profession", "Doctor", and "Master". Under the "Master" category, there are two program listings:

- 1 Master's Degree Program Odd Semester 2025/2026 for Timor Leste and Myanmar [scholarship]** (highlighted with a red box). Details include: Website: <https://admission.ugm.ac.id/registration/>, Registration Period: Monday, 3 February 2025 - Tuesday, 25 February 2025, Contact Person: Directorate of Education and Learning, Email: [admission@ugm.ac.id](mailto:admission@ugm.ac.id), Phone: +6285162621949. A green "Apply" button is visible to the right.
- 2 Master's Degree Program Odd Semester 2025/2026**. Details include: Website: <https://admission.ugm.ac.id/registration/>, Registration Period: Monday, 13 January 2025 - Tuesday, 15 April 2025, Contact Person: Directorate of Education and Learning, Email: [admission@ugm.ac.id](mailto:admission@ugm.ac.id), Phone: +62 85162621949. A green "Apply" button is visible to the right.

Pilih "Apply"



## 8 Isi formulir sesuai data diri

The screenshot shows a web application interface for an admission form. At the top, there is a 'Success!' message: 'Program has been selected.' Below this is a 'Back' button. The main section is titled 'Personal Data' and contains the following fields:

- Full Name: Silvi Adelia Mardianti
- Gender/Sex\*:  Male  Female
- Nationality: Timor-Leste
- Place of Birth\*: Place of Birth
- Date of Birth\*: Date of Birth
- Passport/Personal ID Number\*: Passport/Personal ID Number
- Passport/Personal ID Issuance Date\*: Passport/Personal ID Date of Issue
- Passport/Personal ID Expiration Date\*: Passport/Personal ID Expired
- Home Address\*: [Empty text area]
- City\*: City
- Province/State\*: Province/State
- Postal Code\*: Postal Code
- Phone Number: [Redacted]
- Emergency Contact Name\*: Emergency Contact Name

An 'Activate Windows' watermark is visible in the bottom right corner of the form area.

Pada bagian **Financial Sponsor**, pilih Scholarship.  
Lalu isi bagian **Funding Resources** dengan "UGM"

The screenshot shows a 'Study Planning' form in Universitas Gadjah Mada. The 'Financial Sponsor' dropdown menu is open, showing the following options:

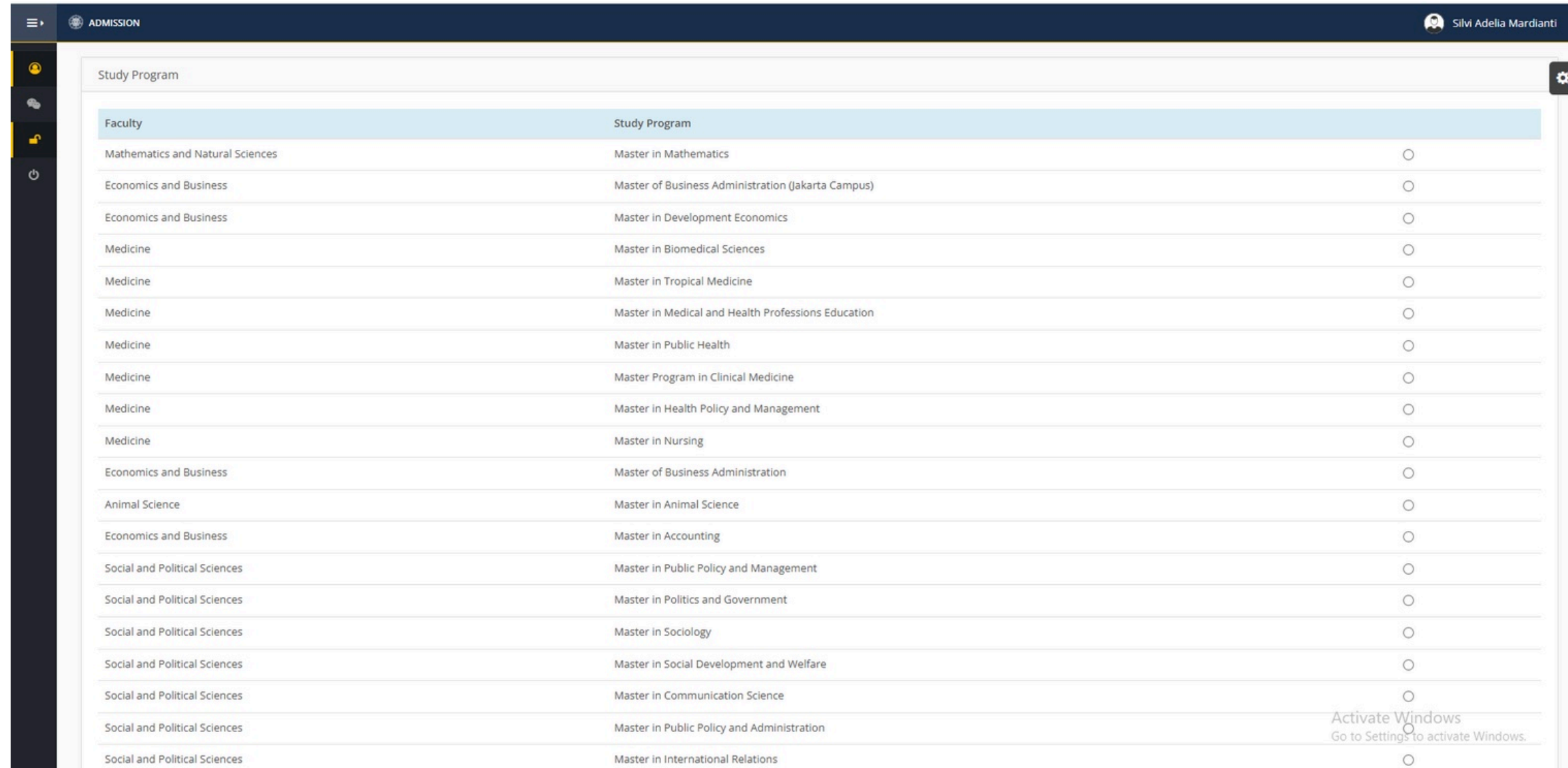
- Scholarship
- Choose Financial Sponsor --
- Self Support (Yourself/Your Family)
- Scholarship
- Others

The 'Scholarship' option is highlighted in green. Other form fields visible include:

- Program: Master's Degree Program Odd Semester 2025/2026 for Timor Leste and Myanmar [scholarship]
- Length of Study: 23 Month(s)
- Funding Resources: [Empty text area]
- Guarantor: [Empty text area]



# 9 Pilih program studi sesuai minat



Faculty	Study Program	
Mathematics and Natural Sciences	Master in Mathematics	<input type="radio"/>
Economics and Business	Master of Business Administration (Jakarta Campus)	<input type="radio"/>
Economics and Business	Master in Development Economics	<input type="radio"/>
Medicine	Master in Biomedical Sciences	<input type="radio"/>
Medicine	Master in Tropical Medicine	<input type="radio"/>
Medicine	Master in Medical and Health Professions Education	<input type="radio"/>
Medicine	Master in Public Health	<input type="radio"/>
Medicine	Master Program in Clinical Medicine	<input type="radio"/>
Medicine	Master in Health Policy and Management	<input type="radio"/>
Medicine	Master in Nursing	<input type="radio"/>
Economics and Business	Master of Business Administration	<input type="radio"/>
Animal Science	Master in Animal Science	<input type="radio"/>
Economics and Business	Master in Accounting	<input type="radio"/>
Social and Political Sciences	Master in Public Policy and Management	<input type="radio"/>
Social and Political Sciences	Master in Politics and Government	<input type="radio"/>
Social and Political Sciences	Master in Sociology	<input type="radio"/>
Social and Political Sciences	Master in Social Development and Welfare	<input type="radio"/>
Social and Political Sciences	Master in Communication Science	<input type="radio"/>
Social and Political Sciences	Master in Public Policy and Administration	<input type="radio"/>
Social and Political Sciences	Master in International Relations	<input type="radio"/>





## 10 Unggah dokumen yang diperlukan

ADMISSION Silvi Adelia Mardianti

Success!  
Success Upload Document.

Back

Document Management

No (1)	Document Type (2)	Dokumen Ext (3)	Upload (maximum file size allowed is 2MB) (4)
1	Color scan of passport (personal information page) or other ID for online program*	jpg	42692_1_13022025133847.jpg <span>preview delete</span>
2	Curriculum vitae (resume/personal data)	pdf	Curriculum Vitae.pdf <span>Clear Choose Submit</span>
3	Recommendation/nomination letter from home university	pdf	No file selected... <span>Choose Submit</span>
4	Diplomas	pdf	No file selected... <span>Choose Submit</span>
5	Academics records	pdf	No file selected... <span>Choose Submit</span>
6	Official passport-sized photograph*	pdf	No file selected... <span>Choose Submit</span>
7	Good health statements from applicant's doctor (any format is acceptable)	pdf	No file selected... <span>Choose Submit</span>
8	Color scan of passport cover	pdf	No file selected... <span>Choose Submit</span>

Copyright © 2017 - 2025 Universitas Gadjah Mada - Yogyakarta, Indonesia.

Activate Windows  
Go to Settings to activate Windows.

Setelah mengunggah berkas lalu pilih “**Submit**”

Setelah semua dokumen diunggah lalu pilih “**Next**”

Unggah dokumen dengan format dan ukuran yang sesuai.  
Dokumen dianjurkan menggunakan **Bahasa Inggris** atau **Bahasa Indonesia**.



11

Jika semua persyaratan sudah lengkap, tekan **“Submit”**


The screenshot displays the 'ADMISSION' section of a web portal. At the top right, the user's name 'Silvi Adelia Mardianti' is visible. Below the header is a table of uploaded documents:

No	Document Name	File Name	Format	Action
3	Recommendation/nomination letter from home university	42692_5_13022025135508.pdf	pdf	preview
4	Academics records	42692_7_13022025135613.pdf	pdf	preview
5	Diplomas	42692_6_13022025135621.pdf	pdf	preview
6	Official passport-sized photograph	42692_8_13022025135745.pdf	pdf	preview
7	Good health statements from applicant's doctor (any format is acceptable)	42692_9_13022025135750.pdf	pdf	preview
8	Color scan of passport cover	42692_21_13022025135756.pdf	pdf	preview

Below the table is a 'Terms of Agreement' section with a checked checkbox and the text: 'I have filled in the registration form completely according to the actual conditions and the documents that I uploaded are correct.' A green 'Submit' button is located below the checkbox. A yellow arrow points from the 'Submit' button to a callout box at the bottom of the page.

Klik **“Submit”**





# TERIMA KASIH



LOCALLY ROOTED, GLOBALLY RESPECTED